



## How to join the CMB DEIC updates google group

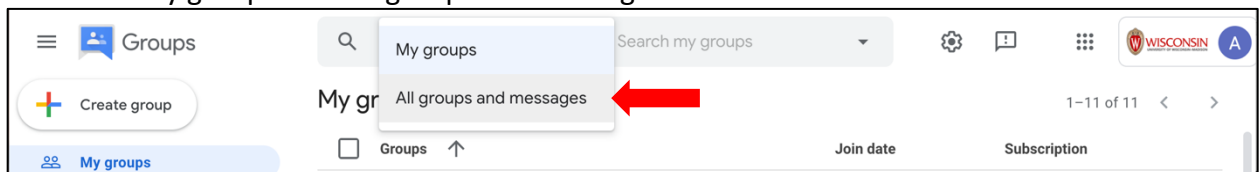
1. Open your internet browser and navigate to [www.google.com](http://www.google.com)
2. In the upper right-hand corner, make sure your profile is signed in to your @wisc.edu email account.



3. Click on the grid of dots to the left of your profile and select "Groups"



4. Navigate to the search bar at the top of the Groups page and change the search key from "My groups" to "All groups and messages".



5. Search for "cmb-deic-updates" and then select "Ask to join group".

